

# Train Performance Report

**2024-01**

## Management Summary

### Alpine-Western Balkan (RFC10)



Report displays train performance during last 13 months.

All international freight trains crossing at least one pair of predefined points on rail freight corridor. For detailed definition of pairs of points, relevant rail freight corridor working group needs to be consulted (PM working group).

Train with delay of 30 minutes or less is considered as punctual.

For punctuality calculation, train was considered for which delta time value for relevant location was delivered to RNE TIS.

Punctuality development is calculated as percentage for each direction, period of last 13 months and individually for these locations:

**Real origin:** location where train run has started (first location for which the timetable information was delivered to TIS)

**Final destination:** location where train run has ended (last location for which the timetable information was delivered to TIS)

**RFC origin:** real origin which is within network of IM belonging to RFC

**RFC destination:** real destination which is within network of IM belonging to RFC

**RFC entry:** location where train first enters RFC network (first location in train run belonging to RFC topology)

**RFC exit:** location where train last leaves RFC network (last location in train run belonging to RFC topology)

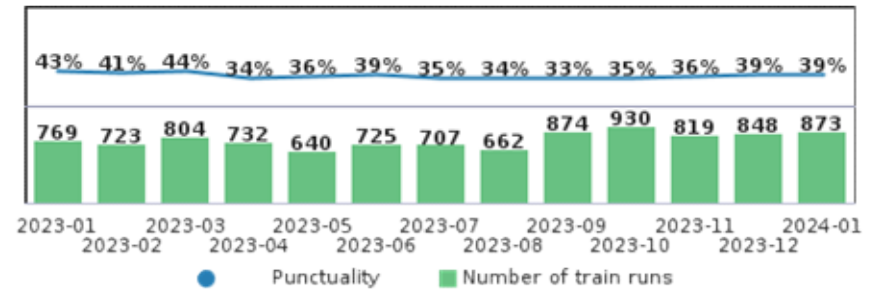
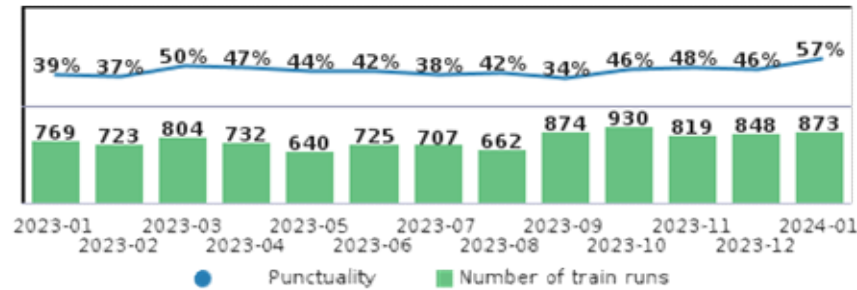
Amount and distribution of delays graph displays the total amount of delay minutes reported to TIS for all trains running on rail freight corridor per direction during period of last 13 months. Different color sections of a graph represent the share of responsibilities for these delays.

**Punctuality development over period of 13 months**

**West-East**

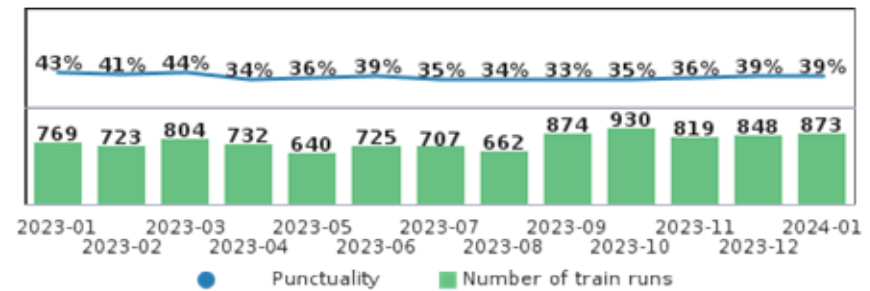
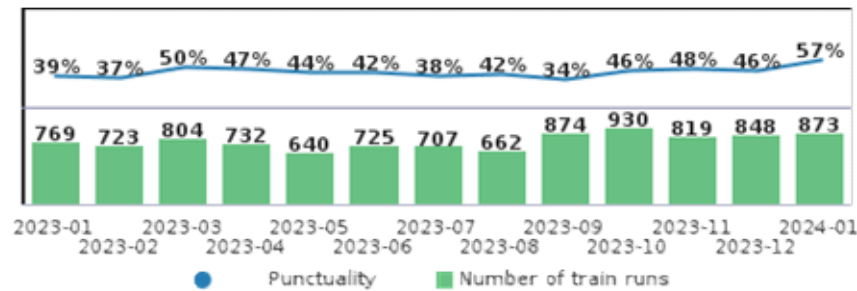
Real Origin

Real Destination



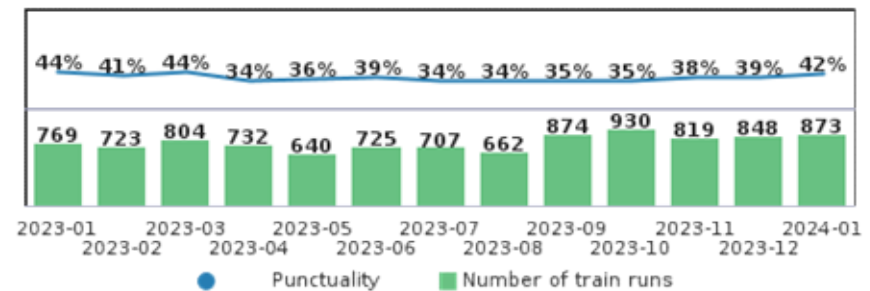
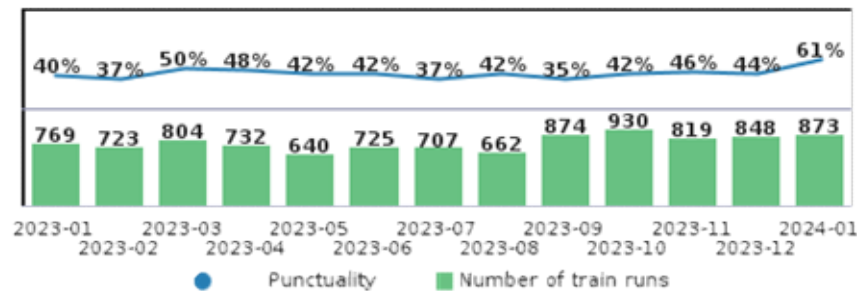
RFC Origin

RFC Destination



RFC Entry

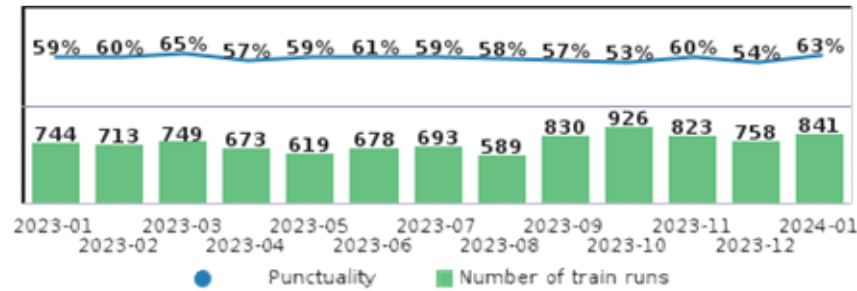
RFC Exit



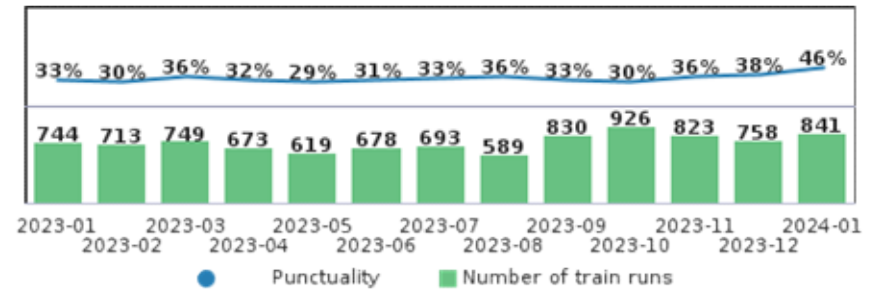
Punctuality development over period of 13 months

East-West

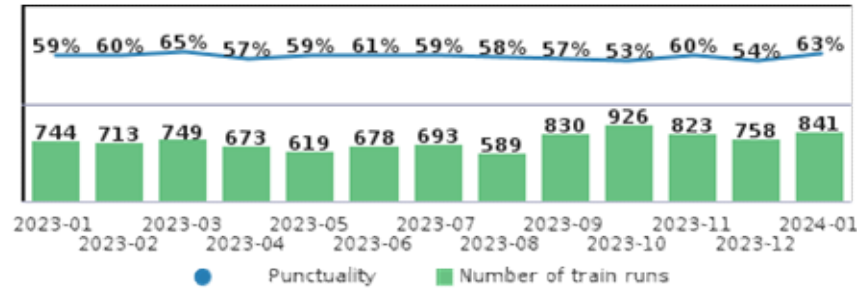
Real Origin



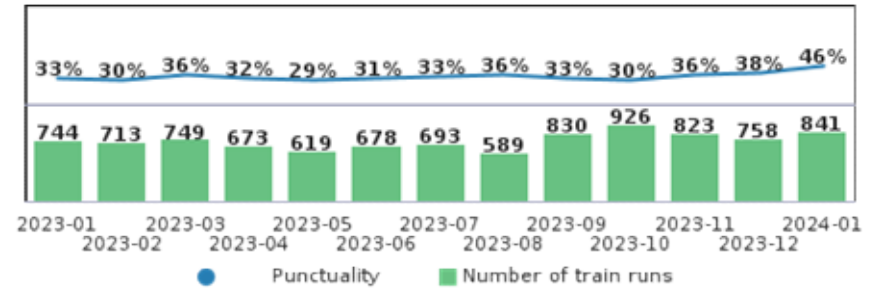
Real Destination



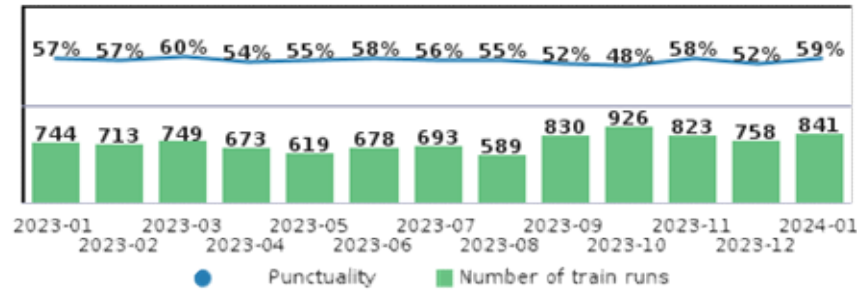
RFC Origin



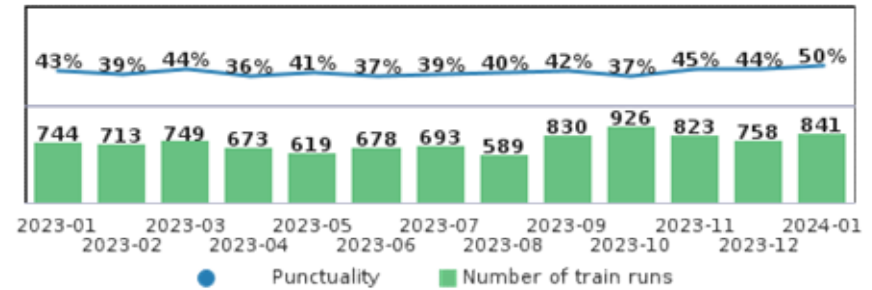
RFC Destination



RFC Entry



RFC Exit



**Amount and distribution of delays over period of 13 months**

**West-East**

**East-West**

