

Train Performance Report

Management Summary

Punctuality Threshold: A train is classified as punctual if its delay is **30 minutes or less**.

Data Criteria: Punctuality calculations include only those trains for which **delta time values** at relevant locations were successfully transmitted to **RNE TIS**.

Delay Analysis: The **Amount and Distribution of Delays** graph illustrates the total delay minutes reported to TIS for all trains on the corridor, categorized by direction. The color-coded segments represent the proportional **responsibility** attributed to different group.

Train Definition: A corridor train is defined as an international freight train crossing a border along the corridor.

Origin: location where train run has started (first location for which the information was delivered to TIS)

Destination: location where train run has ended (last location for which the information was delivered to TIS)

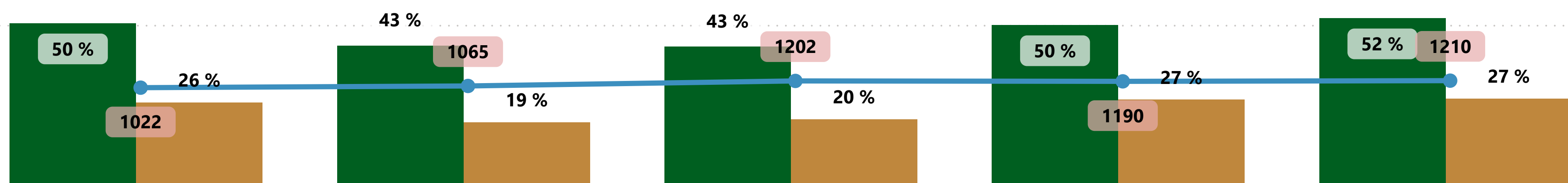
Entry: location where train first enters corridor network (first location in train run belonging to corridor topology)

Exit: location where train last leaves corridor network (last location in train run belonging to corridor topology)

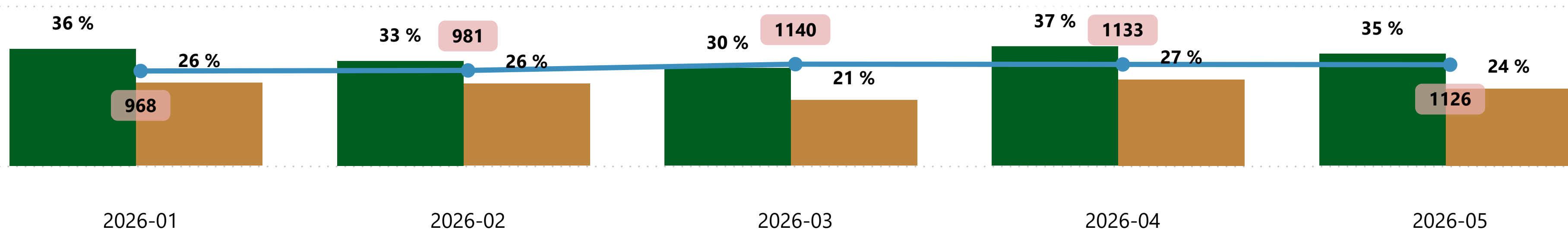
30 min. origin/destination punctuality and number of trains

● 30 min punctuality at origin ● 30 min punctuality at destination ● Number of trains

East-West



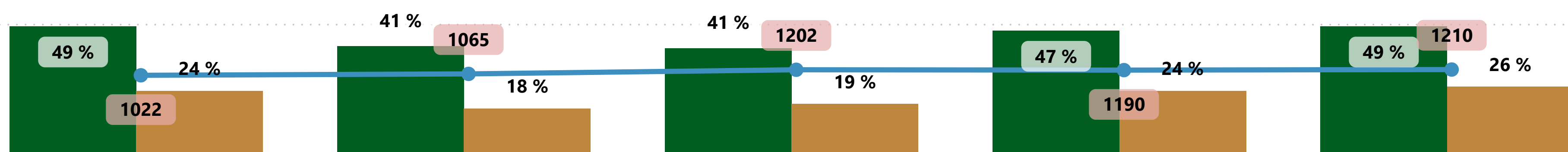
West-East



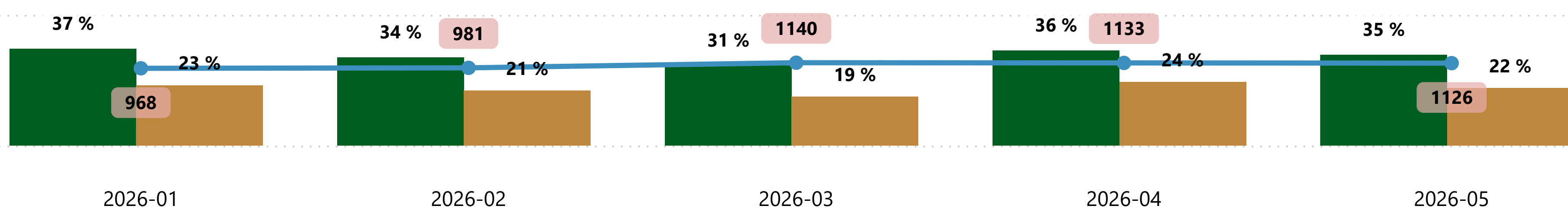
30 min. entry/exit punctuality and number of trains

● 30 min punctuality at entry ● 30 min punctuality at exit ● Number of trains

East-West



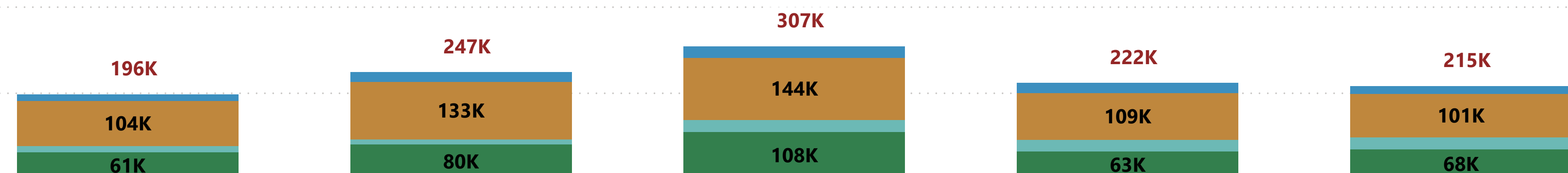
West-East




Amount and distribution of delays

● IM ● RU ● External ● Secondary ● Total Delay

East-West



West-East



2026-01

2026-02

2026-03

2026-04

2026-05